

Very high tide dates (red-alert) with increased coastal inundation potential  
and carefree low high-tide dates for Tasman Bay

2019

| January |    |    |    |    |    |    |
|---------|----|----|----|----|----|----|
| Mo      | Tu | We | Th | Fr | Sa | Su |
|         | 1  | 2  | 3  | 4  | 5  | 6  |
| 7       | 8  | 9  | 10 | 11 | 12 | 13 |
| 14      | 15 | 16 | 17 | 18 | 19 | 20 |
| 21      | 22 | 23 | 24 | 25 | 26 | 27 |
| 28      | 29 | 30 | 31 |    |    |    |

| April |    |    |    |    |    |    |
|-------|----|----|----|----|----|----|
| Mo    | Tu | We | Th | Fr | Sa | Su |
| 1     | 2  | 3  | 4  | 5  | 6  | 7  |
| 8     | 9  | 10 | 11 | 12 | 13 | 14 |
| 15    | 16 | 17 | 18 | 19 | 20 | 21 |
| 22    | 23 | 24 | 25 | 26 | 27 | 28 |
| 29    | 30 |    |    |    |    |    |

| July |    |    |    |    |    |    |
|------|----|----|----|----|----|----|
| Mo   | Tu | We | Th | Fr | Sa | Su |
| 1    | 2  | 3  | 4  | 5  | 6  | 7  |
| 8    | 9  | 10 | 11 | 12 | 13 | 14 |
| 15   | 16 | 17 | 18 | 19 | 20 | 21 |
| 22   | 23 | 24 | 25 | 26 | 27 | 28 |
| 29   | 30 | 31 |    |    |    |    |

| October |    |    |    |    |    |    |
|---------|----|----|----|----|----|----|
| Mo      | Tu | We | Th | Fr | Sa | Su |
|         | 1  | 2  | 3  | 4  | 5  | 6  |
| 7       | 8  | 9  | 10 | 11 | 12 | 13 |
| 14      | 15 | 16 | 17 | 18 | 19 | 20 |
| 21      | 22 | 23 | 24 | 25 | 26 | 27 |
| 28      | 29 | 30 | 31 |    |    |    |

| February |    |    |    |    |    |    |
|----------|----|----|----|----|----|----|
| Mo       | Tu | We | Th | Fr | Sa | Su |
|          |    |    |    | 1  | 2  | 3  |
| 4        | 5  | 6  | 7  | 8  | 9  | 10 |
| 11       | 12 | 13 | 14 | 15 | 16 | 17 |
| 18       | 19 | 20 | 21 | 22 | 23 | 24 |
| 25       | 26 | 27 | 28 |    |    |    |

| May |    |    |    |    |    |    |
|-----|----|----|----|----|----|----|
| Mo  | Tu | We | Th | Fr | Sa | Su |
|     |    | 1  | 2  | 3  | 4  | 5  |
| 6   | 7  | 8  | 9  | 10 | 11 | 12 |
| 13  | 14 | 15 | 16 | 17 | 18 | 19 |
| 20  | 21 | 22 | 23 | 24 | 25 | 26 |
| 27  | 28 | 29 | 30 | 31 |    |    |

| August |    |    |    |    |    |    |
|--------|----|----|----|----|----|----|
| Mo     | Tu | We | Th | Fr | Sa | Su |
|        |    |    | 1  | 2  | 3  | 4  |
| 5      | 6  | 7  | 8  | 9  | 10 | 11 |
| 12     | 13 | 14 | 15 | 16 | 17 | 18 |
| 19     | 20 | 21 | 22 | 23 | 24 | 25 |
| 26     | 27 | 28 | 29 | 30 | 31 |    |

| November |    |    |    |    |    |    |
|----------|----|----|----|----|----|----|
| Mo       | Tu | We | Th | Fr | Sa | Su |
|          |    |    |    | 1  | 2  | 3  |
| 4        | 5  | 6  | 7  | 8  | 9  | 10 |
| 11       | 12 | 13 | 14 | 15 | 16 | 17 |
| 18       | 19 | 20 | 21 | 22 | 23 | 24 |
| 25       | 26 | 27 | 28 | 29 | 30 |    |

| March |    |    |    |    |    |    |
|-------|----|----|----|----|----|----|
| Mo    | Tu | We | Th | Fr | Sa | Su |
|       |    |    |    | 1  | 2  | 3  |
| 4     | 5  | 6  | 7  | 8  | 9  | 10 |
| 11    | 12 | 13 | 14 | 15 | 16 | 17 |
| 18    | 19 | 20 | 21 | 22 | 23 | 24 |
| 25    | 26 | 27 | 28 | 29 | 30 | 31 |



| June |    |    |    |    |    |    |
|------|----|----|----|----|----|----|
| Mo   | Tu | We | Th | Fr | Sa | Su |
|      |    |    |    |    | 1  | 2  |
| 3    | 4  | 5  | 6  | 7  | 8  | 9  |
| 10   | 11 | 12 | 13 | 14 | 15 | 16 |
| 17   | 18 | 19 | 20 | 21 | 22 | 23 |
| 24   | 25 | 26 | 27 | 28 | 29 | 30 |


  

| September |    |    |    |    |    |    |
|-----------|----|----|----|----|----|----|
| Mo        | Tu | We | Th | Fr | Sa | Su |
|           |    |    |    |    |    | 1  |
| 2         | 3  | 4  | 5  | 6  | 7  | 8  |
| 9         | 10 | 11 | 12 | 13 | 14 | 15 |
| 16        | 17 | 18 | 19 | 20 | 21 | 22 |
| 23        | 24 | 25 | 26 | 27 | 28 | 29 |
| 30        |    |    |    |    |    |    |

| December |    |    |    |    |    |    |
|----------|----|----|----|----|----|----|
| Mo       | Tu | We | Th | Fr | Sa | Su |
|          |    |    |    |    |    | 1  |
| 2        | 3  | 4  | 5  | 6  | 7  | 8  |
| 9        | 10 | 11 | 12 | 13 | 14 | 15 |
| 16       | 17 | 18 | 19 | 20 | 21 | 22 |
| 23       | 24 | 25 | 26 | 27 | 28 | 29 |
| 30       | 31 |    |    |    |    |    |

 = red alert tide dates (highest perigeon-spring high tides)  
 = carefree tide dates (lowest neap high tides)

 = highest red alert tide dates